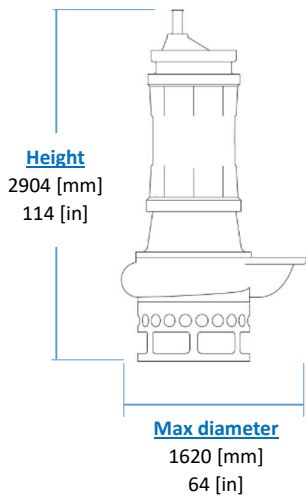
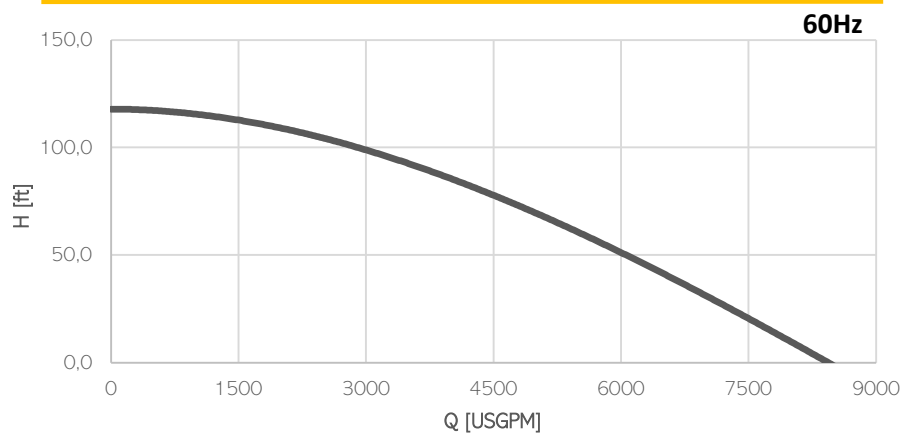
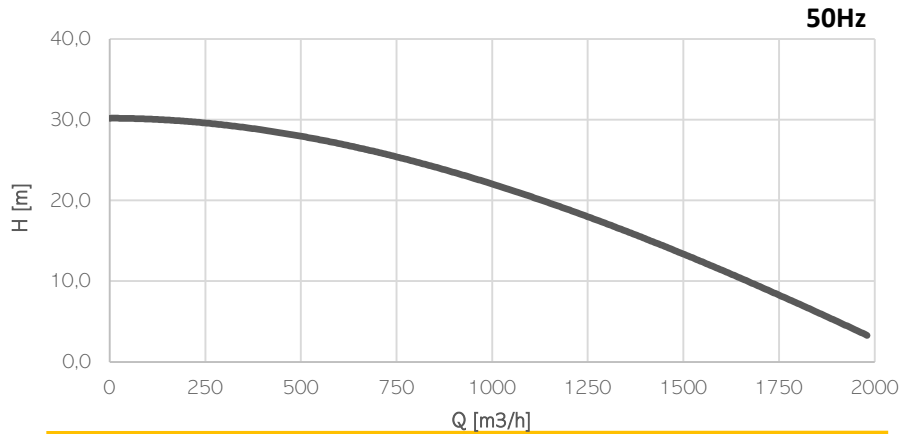


ELECTRIC PUMP

EL150



KG
Weight
(without cable)
4500 [kg]
9920 [lb]

Electrical motor

Insulation class H

Cable

1 x H07RN-F 4G95 length 20m

Operating Conditions

- Max liquid temperature 35°C
- Min Submersion depth 2280 mm

Model	EL150	
Brake Power [kW HP]	110 147	
Electric Power [kW HP]	120 161	
Frequency [Hz]	50	60
Efficiency [%]	64%	63%
Number of Poles	10	10
RPM	585	700
Voltage [V]	400	460
Rated Current [A]	217	190
Solid handling [mm in]	120 4,7	
Discharge [DN-PN]	250 PN10	

Materials

Part	Standard
Casing	Cast Iron EN-GJS500
Body	Cast Iron EN-GJS500
Wear Parts	High chrome EN-GJN-HV600 (CH6)
Minimum hardness [HB]	550
Main shaft	High tensile 39NiCrMo3
PH Range	5-10

Seals and lubricants

Version	STANDARD	MG
Motor Side	LIPS	MECHANICAL
Impeller Side	LIPS	LIPS
Oil type	EP320	ISO32