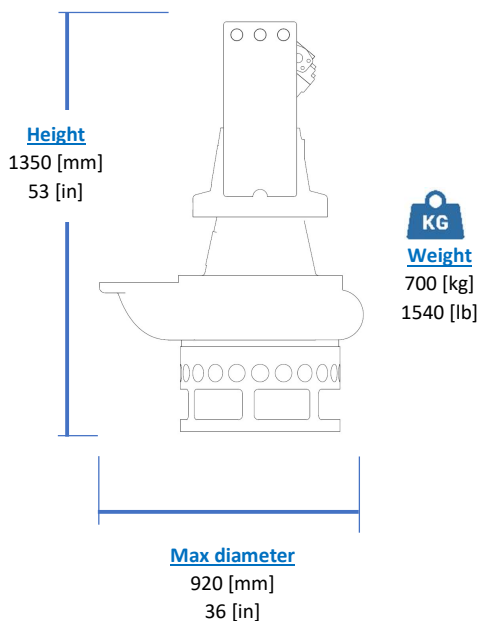
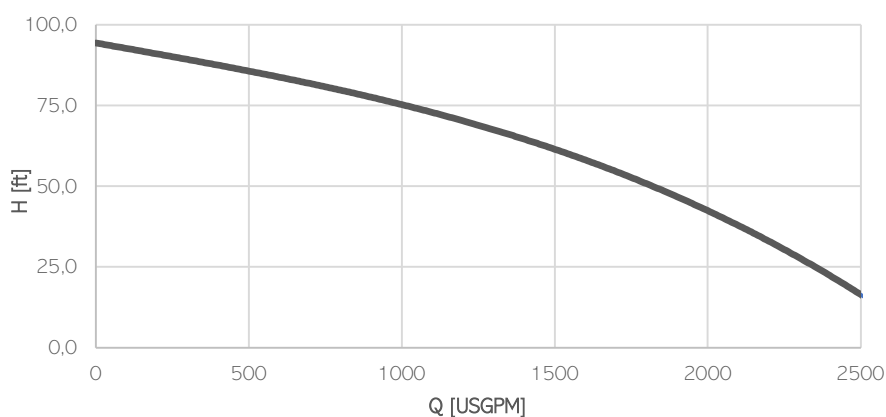
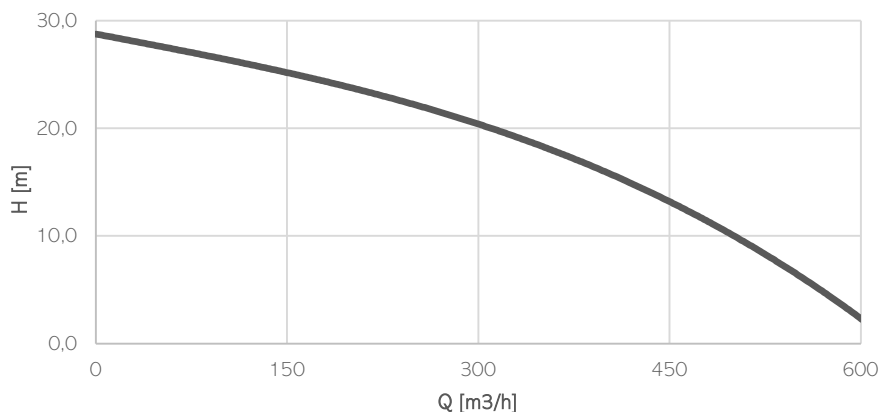


# HYDRAULIC PUMP HY50HC



## Ports

- | Service line Ports: SAE J518 1in
- | Case drain Port: DIN3852 M18x1,5

## Operating Conditions

- | Max liquid temperature 40°C
- | Min Submersion depth 440mm

Model	HY50HC
Brake Power [kW HP]	50   67
Efficiency [%]	54
RPM Max	1180
Motor Displacement [cc]	80
Oil flow rate max [l/min]	100
Nominal pressure [bar]	300
Max pressure [bar]	350
Solid handling [mm in]	35   1.4
Discharge [DN PN]	150   PN10

## Materials

Part	Standard
Casing	Cast Iron EN-GJS500
Body	Cast Iron EN-GJL250
Wear Parts	High chrome EN-GJN-HV600 (CH6)
Minimum hardness [HB]	550
Main shaft	High tensile 39NiCrMo3
PH Range	5-10

## Seals and lubricants

Version	HY50HC	MG	MS
Motor Side	LIPS	MECHANICAL	MECHANICAL
Impeller Side	LIPS	LIPS	MECHANICAL
Oil type	EP320	ISO32	ISO32