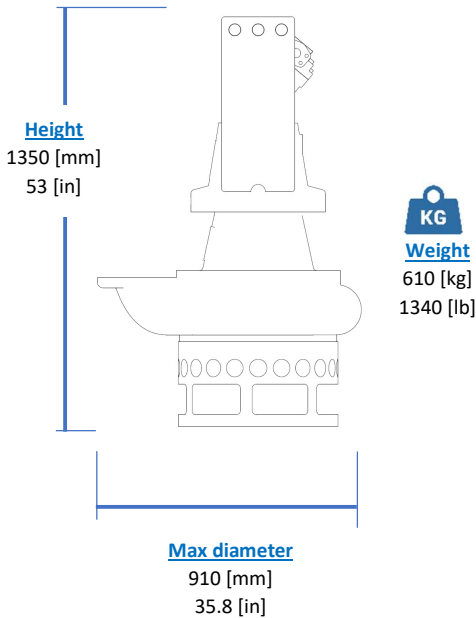
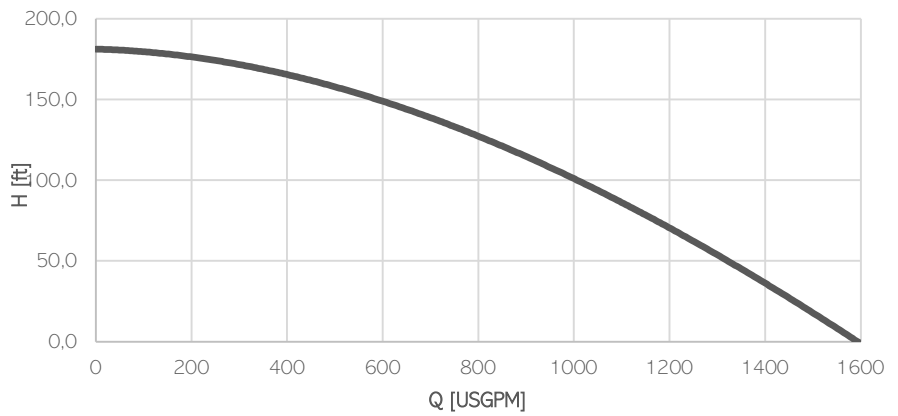
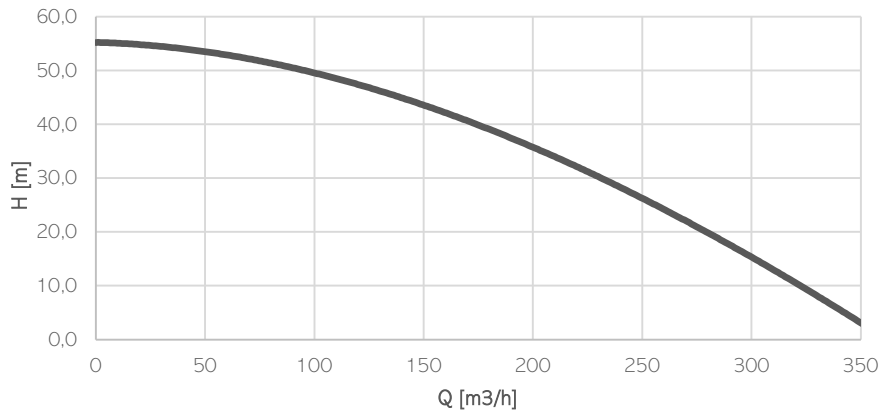


HYDRAULIC PUMP HY50



| Model | HY50 |
|---------------------------|------------|
| Brake Power [kW HP] | 50 67 |
| Efficiency [%] | 53 |
| RPM Max | 1180 |
| Motor Displacement [cc] | 80 |
| Oil flow rate max [l/min] | 100 |
| Nominal pressure [bar] | 300 |
| Max pressure [bar] | 350 |
| Solid handling [mm in] | 35 1.4 |
| Discharge [DN PN] | 100 PN10 |

Materials

| Part | Standard |
|-----------------------|--------------------------------|
| Casing | Cast Iron EN-GJS500 |
| Body | Cast Iron EN-GJL250 |
| Wear Parts | High chrome EN-GJN-HV600 (CH6) |
| Minimum hardness [HB] | 550 |
| Main shaft | High tensile 39NiCrMo3 |
| PH Range | 5-10 |

Seals and lubricants

| Version | HY50 | MG | MS |
|---------------|-------|------------|------------|
| Motor Side | LIPS | MECHANICAL | MECHANICAL |
| Impeller Side | LIPS | LIPS | MECHANICAL |
| Oil type | EP320 | ISO32 | ISO32 |

Ports

- | Service line Ports: SAE J518 1in
- | Case drain Port: DIN3852 M18x1,5

Operating Conditions

- | Max liquid temperature 40°C
- | Min Submersion depth 440mm