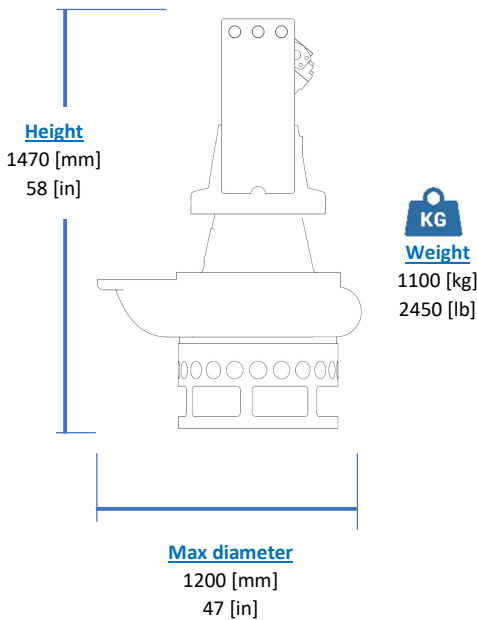
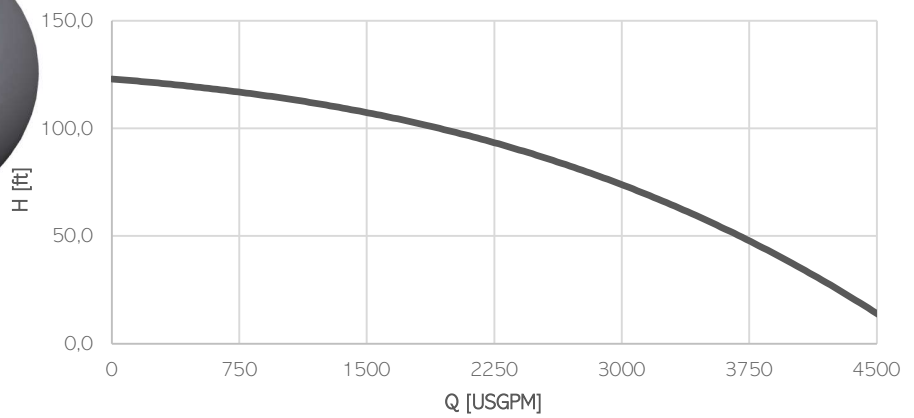
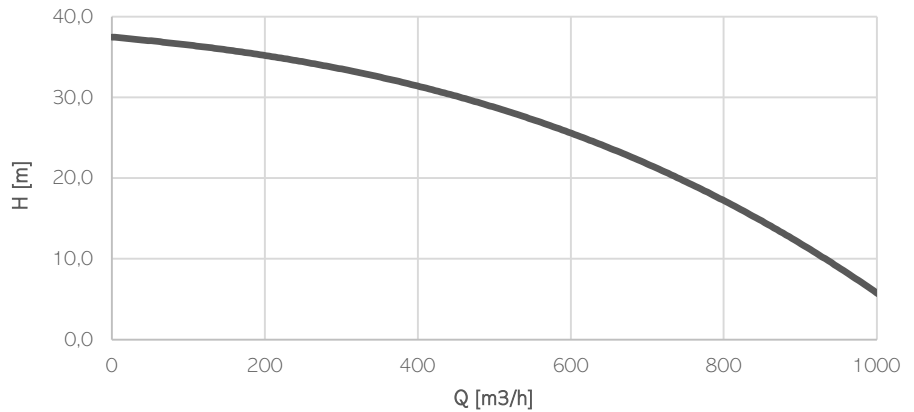


# HYDRAULIC PUMP HY85/160HC



| Model                     | HY85/160HC |
|---------------------------|------------|
| Brake Power [kW HP]       | 120   165  |
| Efficiency [%]            | 43         |
| RPM Max                   | 1450       |
| Motor Displacement [cc]   | 160        |
| Oil flow rate max [l/min] | 240        |
| Nominal pressure [bar]    | 300        |
| Max pressure [bar]        | 350        |
| Solid handling [mm in]    | 90   3.5   |
| Discharge [DN PN]         | 250   PN10 |

### Materials

| Part                  | Standard                       |
|-----------------------|--------------------------------|
| Casing                | Cast Iron EN-GJS500            |
| Body                  | Cast Iron EN-GJL250            |
| Wear Parts            | High chrome EN-GJN-HV600 (CH6) |
| Minimum hardness [HB] | 550                            |
| Main shaft            | High tensile 39NiCrMo3         |
| PH Range              | 5-10                           |

### Seals and lubricants

| Version       | HY85/160HC | MG         | MS         |
|---------------|------------|------------|------------|
| Motor Side    | LIPS       | MECHANICAL | MECHANICAL |
| Impeller Side | LIPS       | LIPS       | MECHANICAL |
| Oil type      | EP320      | ISO32      | ISO32      |

### Ports

- | Service line Ports: SAE J518 1 1/4in
- | Case drain Port: DIN3852 M22x1,5

### Operating Conditions

- | Max liquid temperature 40°C
- | Min Submersion depth 550mm